Thomas Hummel

bruillards

2. Streichquartett
(1998)

Generell

Vorzeichen

Vorzeichen gelten für den ganzen Takt.

Dynamik

Dynamische Angaben sind relativ. fff bedeutet also „spiele den Ton so laut wie möglich", pppp „spiele den Ton so leise wie möglich". Alle anderen Dynamiken verteilen sich gleichmäßig dazwischen.

Die Angaben dim, cresc sind den Angaben übergeordnet und gelten bis zur nächsten Dynamikangabe.

Zeichenerklärung

Notendauer verlängern

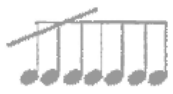

(obere) Vorschlagsfigur in der (unteren) Dauer ausführen

(>) > ^ schwacher, normaler, starker Akzent

. ' staccato, staccatissimo

ord ordinario

sp st sul ponticello, sul tasto

get bat getato (Bewegung W), battuto (Bewegung ↕)

gliss glissando

port portamento
(unterbrochenes glissando)

trem tremolo

tremolo ritardando, tremolo accelerando

übergroßer Bogendruck (Dynamik beachten!)

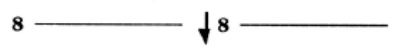

Oktave höher, Oktave tiefer

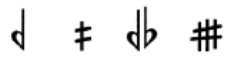

1/4-tonerniedrigung, 1/4-tonerhöhung, 3/4-tonerniedrigung, 3/4-tonerhöhung

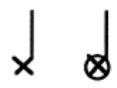

Geräuschklang. Tonhöhe locker greifen und mit den anderen Fingern der linken Hand zusätzlich abdämpfen.

kurze, mittlere, lange Fermate

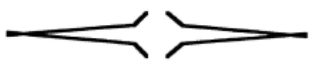

cresc, am Ende beschleunigt. decresc zu Anfang beschleunigt

dal niente, al niente

zweifache Dynamik:
obere Saite ppp, untere Saite mf

Partitur

bruillards

Thomas Hummel



©Thomas Hummel 2023

17

bruillards gettato

Vl. I

Vl. II

Vla.

Vc.

♩= 53

22

st

poco a poco gliss.

molto rit.

ord.

♩= 47

25

27

Vl. I — st — p — ord. III IV — gettato — 5 — bruillards — ppp — ♩= 75 — st — p — p — <p

Vl. II — st — mp — ppp — III IV ord. — ppp — st III — p

Vla. — 3 — 5 — battuto — p

Vc. — mp — ppp — III IV — ppp — mp — pp — pp — pp

30

Vl. I — gettato III — p — <p — <p — p — 1. — 2. — gettato — pppp

Vl. II — ord. — pppp

Vla. — non battuto — IV — pppp

Vc. — pp — pp — pp<pp — pp>pp — <pp — III IV 4♩:5♪. — p — mf — mf

35

Vl. I — 4:3 — gettato — gettato

Vl. II — gettato — tr — 4

Vla. — + 1/2 tr — 4

Vc. — 2:3 — mf — 4♩:5♪. — p — mf — mf — p — 2♪:2♪. — II III — 2♪:2♪. — mp

39

Vl. I — + 1/2 tr — ppp — pppp

Vl. II — ppp — pppp — gettato — gettato

Vla. — ppp — pppp — gettato — + 1/4 tr — gettato — gettato — + 1/4 tr

Vc. — 3♩:4♪. — mp — 5♪:4♪. — mp — III — 3♩:4♪. — 5♪:5♪.

43

Vl. I

Vl. II

Vla.

Vc.

gettato

+ 1/4 sempre

bruillards

+ 1/4

pp

pppp

p

dim.

♩ = 60

47

III

IV

ppp

mf

st

sp

50

51

52

Vl. I

Vl. II

Vla.

Vc.

IV ord.
gettato

st

st (non
gett.)

III
IV

53

ord.

st

sp

ord.

dim.

st sempre

st

ord.

dim.

ord.

st

59

ord.

Vl. I

Vl. II

Vla.

Vc.

6 ♩ = 53

Vl. I

Vl. II

Vla.

Vc.

st

bruillards

III

IV sempre

gettato

battuto

(st)

ord.

sp

molto st


Vl. I
Vl. II
Vla.
Vc.
sempre st
poco a poco gliss.
molto rit.
ord.


8
♩= 47
bruillards
Vl. I
Vl. II
Vla.
Vc.
ord.
st
gettato
♩= 75
battuto
non battuto
♩= 67
st sempre
+ 1/2

84

Vl. I

Vl. II

Vla.

Vc.

87

Vl. I

Vl. II

ab und zu mit Ton

Vla.

Vc.

90

Vl. I

ord.

Vl. II

ord.

Vla.

Vc.

92

Vl. I

molto st

Vl. II

Vla.

sempre molto st

Vc.

IV molto st

bruillards

Vl. I
Vl. II
Vla.
Vc.

ord.

♩ = 53

con sord.

gliss. ritardando

gliss. presto

gliss. accel.

st

98

♩= 53

con sord

gliss vitard.

gliss presto

con sord

gliss vitard.

gliss

vib

101

gliss accel.

gliss presto

gliss accel.

gliss presto

gliss accel.

gliss accel.

st

ord

vib

104

gliss

tr

gliss

105

Detouring

ppp

gliss

ppp>

p poco a poco dim.

ppp

ppp

p poco a poco dim.

p

p>

p poco a poco dim.

p

p

mf poco a poco dim.

108

senza sord

senza sord

al niente

110

ord

p

p

p

p

st

mf

mf

ord

mf

mf

st

pp

pp

pp

mf

mf

p

f

sfz

sfz

sfz

♪ = 168

113

IV sempre

mf

get get get get

mf

ppp
mf

sim.

mf

mf

get get get get

mf

mf

120

mf

f

f

mf

gliss

mf

ppp
mf

sim.

ff

mf

125

♩=53

ppp cresc.

mf

p

ppp cresc.

gliss

mf

ppp cresc.

mf

128

♩= 75

sub ppp — mf

ppp — f

bat

arco

sub ppp — mf

IV

subppp — mf

133

(♩= 94)

ord

get

pppp

ord

pppp

IV

pppp

p — mf — mf — mf — mf — mf — mf — p — mp — mp

139

pppp

ppp

pppp

ppp

ppp

pppp

mp

pp

sempre

dim.


145
♩=60
etc.
gliss
pp
ppp
pppp
st
p
mf


149
sempre st
10
ppp
mf
sempre st
10
ppp
mf
mf
sfz
10
mf
ppp


150
tr
ppp
vib
p
gliss
p
ppp
tr
ppp
ppp
mf
pp
sfz
sfz
st
mf
p
st
mf
mf

153

ppp

(st)

pp

mf

p

mp

f

st

mp

155

mp

ppp

st

mf

ord

gliss

mp

ord

mf

mf

mf

ff

157

♩=53

st

p

p

(ord)

ppp

ppp

st

p

mp

ppp

gliss

ppp

mp

st

p

p

gliss

ppp

159

(st)

gliss

ord

ppp

ord

ppp

sp

ord

p

ord

gliss

ppp

ppp pp ppp p ppp pp ppp pp

161

molto st

ppp

ppp

molto st

p

poco gliss

p ppp

molto st

mp

♩=60

sempre st

<mf>

sempre st

<mf>

mf

sfz

ord

<mf>

163

tr

ppp

tr

ppp

ppp

vib

p

gliss

<p> ppp

tr

<mf>

tr

pp

st

mf

p

sfz

sfz

tr

<mf>

st

mf

166

ppp

(st)

pp

mf

p

mp

f

st

mp

168

mp

mp
ppp

<ppp>

ppp

st

mf

mp

ord

gliss

<mp>

mp
ppp

♩= 47

ord

ppp

port

(br)

ppp

st

port

(bb)

mp
ppp

st

port

ppp
mp

171

st

mp
ppp

ppp

tr

mp

ppp

ord

ppp

port

mp
ppp

port

ppp
mp

poco sp

mp

tr

ppp

174

p

tr

ppp> ppp

poco sp tr

mp> mp

ppp
mp

p

tr

ppp> ppp

tr

mp> mp

st

ppp
mp

port

ppp
mp

ppp

mp
ppp

gliss

ppp

st

gliss

ppp
mp

ord

gliss

ppp

177

st

mp
ppp

st

mp
ppp

molto st

tr

mp

ord

ppp

mp
ppp

ord

ppp

st

ppp
mp

tr

gliss

ppp

3x

tr

180

st

gliss

mp
ppp

st

mp
ppp

molto st

mp

ppp

Betonung

poco gliss

182

(♩= 47)

ord

Betonung

mp

ppp

ord

p

st

mp

Betonung

ppp

185

p

p

gliss

gliss

st

p

ord

ppp

p

mp

ppp

ppp

mp

ppp

p

188

♩ = 75

st

st.

bat

get

non bat

gliss

192

♩ = 67

ord

tr

trm

sempre st

195

poco gliss

ab und zu mit Ton

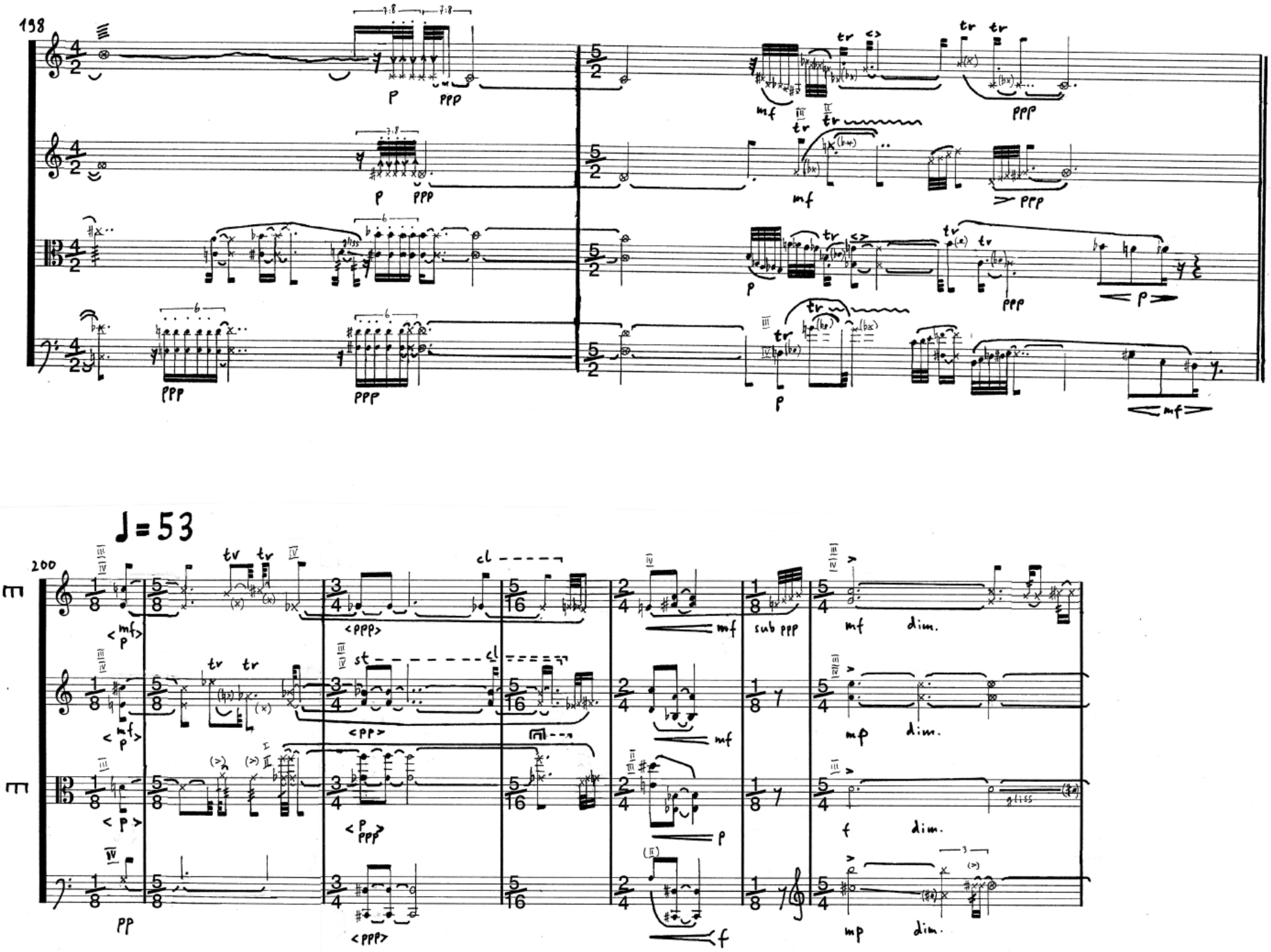
198
p
ppp
mf
tr
200
♩=53
cl
st
sub ppp
mf
dim.
mp
f
pp
gliss

207

st

ppp

mp

ppp

ppp

mp

ppp

ppp

p

mp

p

213

mf

ppp

mf

ppp

mf

ppp

f

ppp

p

ppp

ppp

mp

220

mf

pp

st

mp

pp

mf

pp

mf

p

pp

poco gliss

gliss

p

ord

pp

mf

sub pp

mf

sub pp

p

mf

sub pp

p

f

sub pp

gliss



* Lage des folgenden Taktes vorbereiten



*Überdruck nur im Akzent



*verschiedene Formen von „r" flüstern, kontinuierlich. Mit Streichgeräusch balancieren. 1 Spieler.



* wie vorher, verschiedene Schattierungen des Konsonants





256

E

E

legato

gliss

p sempre dim.

259

E

E

„u"

„u"

„u"

nur 1 Spieler

6:5

(1 Spieler)

„rRd"

tr

sempre

gliss

* alle: auf verschiedenen Tonhöhen des Akkords singen

265

E

E

gliss

tr

sub pp

subpp

271

E

E

sub pp

ppp

st

pp

p

ppp

ppp

gliss

p

ppp

<p

ppp

p

gliss

f

276

E

E

mf

mf

p

mf

p

<ppp>

st

<mp

ppp>

p

p

<mf

p>

mf

p

mf

ppp

p

mf

p

f

b r u

♩= 38

282

E

E

<mf>

IV sempre

<p

p

tr

tr

verschiedene Dynamiken

gliss

p

mf

p

mf

p

p

mf

p

p

mf

ff

ü i j

287

poco st

ord

a a

290

gliss

a a r r

292

gliss

r d d

296

st

ord

d

299

* „bruillards"

♩= 53

* alle Spieler, geflüstert

305


312
E
E
st
ppp
pppp
p
5
3
5/16


319
rit.
♩=42
E
E
st
ppp
pppp
p
5
3
2/4
3/4


♩=60
325
E
E
ppp
p
get
tr
5/8
2/1
1/8

328

E

E

334

♩=53

E

E

339

E

E





*1 nur Attacke

*2 1 Spieler, geflüstert

*3 alle Spieler, geflüstert

Freiburg, 18.9.98, ca. 30'